

Board Statistics Report



Parameters Used:
 Location(s): All locations
 Account Group(s): All account groups
 Institution Account(s): FP Octopus UK Multi Cap Income Fund
 Custodian Account(s): All custodian accounts
 Reporting Period: 3/1/21 to 2/28/22

Meeting Overview

Category	Number	Percentage
Number of votable meetings	91	
Number of meetings voted	77	84.62%
Number of meetings with at least 1 vote Against, Withhold or Abstain	53	58.24%

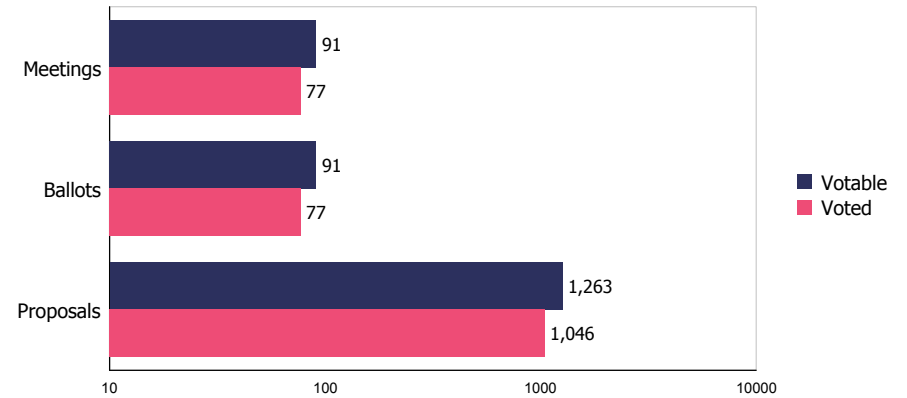
Ballot Overview

Category	Number	Percentage
Number of votable ballots	91	
Number of ballots voted	77	84.62%

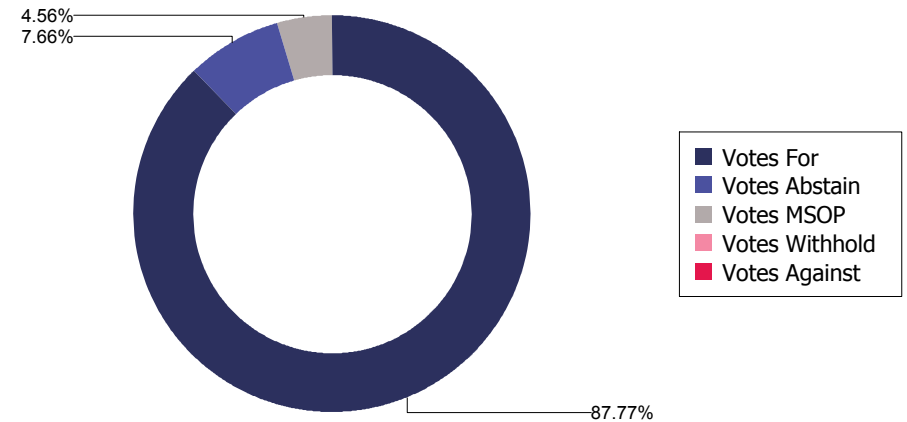
Proposal Overview

Category	Number	Percentage
Number of votable items	1,263	
Number of items voted	1,046	82.82%
Number of votes FOR	962	91.97%
Number of votes AGAINST	0	0.00%
Number of votes ABSTAIN	84	8.03%
Number of votes WITHHOLD	0	0.00%
Number of votes on MSOP	50	4.78%
Number of votes One Year	0	0.00%
Number of votes Two Years	0	0.00%
Number of votes Three Years	0	0.00%
Number of votes With Policy	944	90.25%
Number of votes Against Policy	102	9.75%
Number of votes With Mgmt	962	91.97%
Number of votes Against Mgmt	84	8.03%
Number of votes on Shareholder Proposals	0	0.00%

Voting Statistics

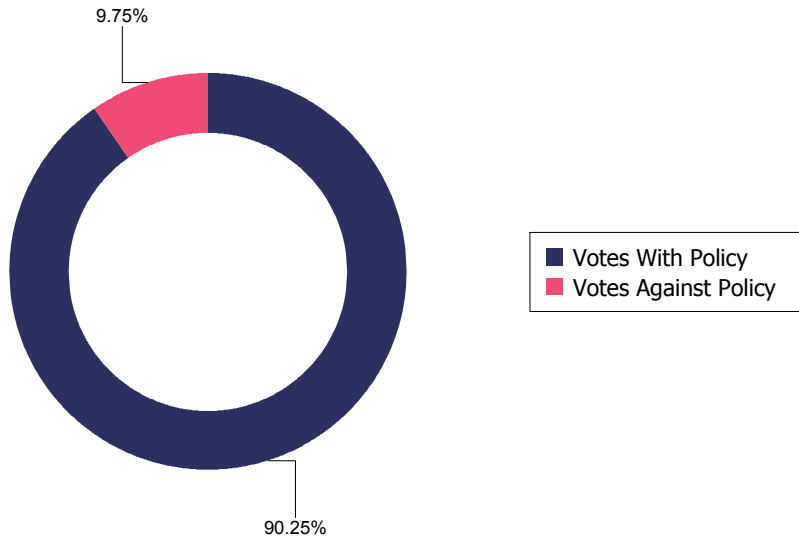


Vote Cast Statistics

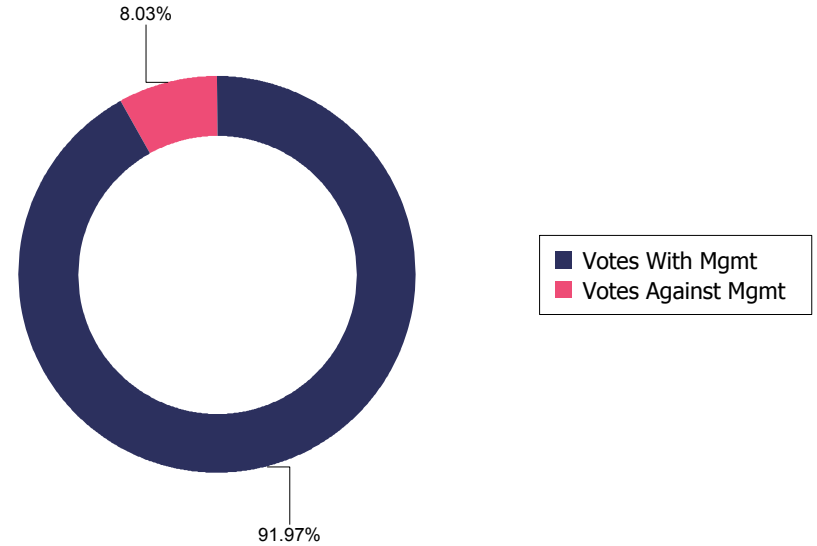


Note: Instructions of Do Not Vote are not considered voted, and in cases of different votes submitted across ballots for a given meeting, votes cast are distinctly counted by type per proposal where total votes submitted by type may be higher than unique proposals voted.

Vote Alignment with Policy



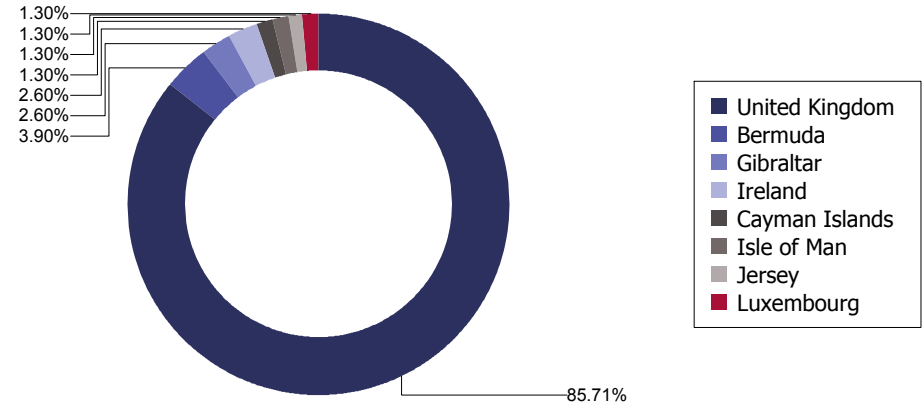
Vote Alignment with Management



Market Breakdown

Market	Votable Meetings	Voted Meetings	Percentage
United Kingdom	78	66	84.62%
Bermuda	4	3	75.00%
Ireland	3	2	66.67%
Gibraltar	2	2	100.00%
Cayman Islands	1	1	100.00%
Isle of Man	1	1	100.00%
Jersey	1	1	100.00%
Luxembourg	1	1	100.00%

Meetings Voted by Market



Market Voting Statistics

