

# Board Statistics Report



Parameters Used:  
 Location(s): All locations  
 Account Group(s): All account groups  
 Institution Account(s): FP Octopus UK Micro Cap Growth Fund  
 Custodian Account(s): All custodian accounts  
 Reporting Period: 3/1/21 to 2/28/22

## Meeting Overview

Category	Number	Percentage
Number of votable meetings	99	
Number of meetings voted	87	87.88%
Number of meetings with at least 1 vote Against, Withhold or Abstain	48	48.48%

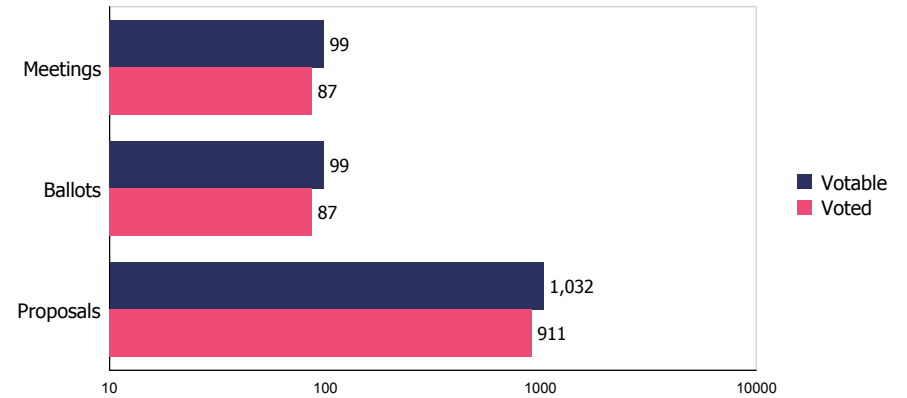
## Ballot Overview

Category	Number	Percentage
Number of votable ballots	99	
Number of ballots voted	87	87.88%

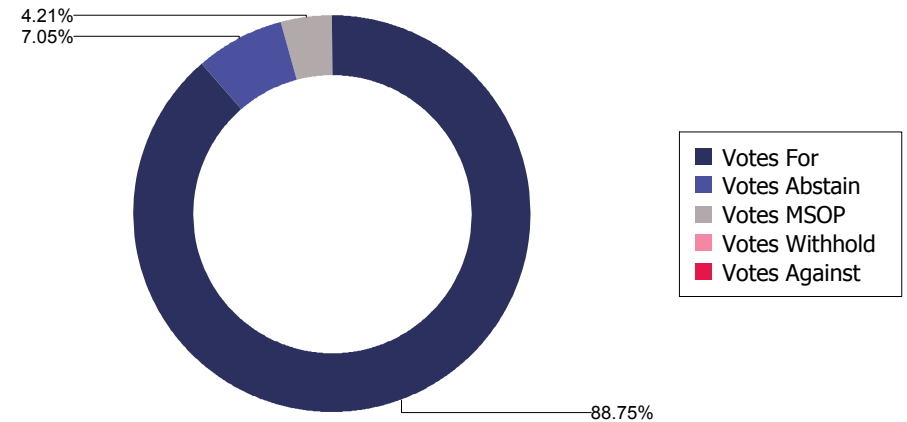
## Proposal Overview

Category	Number	Percentage
Number of votable items	1,032	
Number of items voted	911	88.28%
Number of votes FOR	844	92.65%
Number of votes AGAINST	0	0.00%
Number of votes ABSTAIN	67	7.35%
Number of votes WITHHOLD	0	0.00%
Number of votes on MSOP	40	4.39%
Number of votes One Year	0	0.00%
Number of votes Two Years	0	0.00%
Number of votes Three Years	0	0.00%
Number of votes With Policy	770	84.52%
Number of votes Against Policy	141	15.48%
Number of votes With Mgmt	844	92.65%
Number of votes Against Mgmt	67	7.35%
Number of votes on Shareholder Proposals	0	0.00%

## Voting Statistics

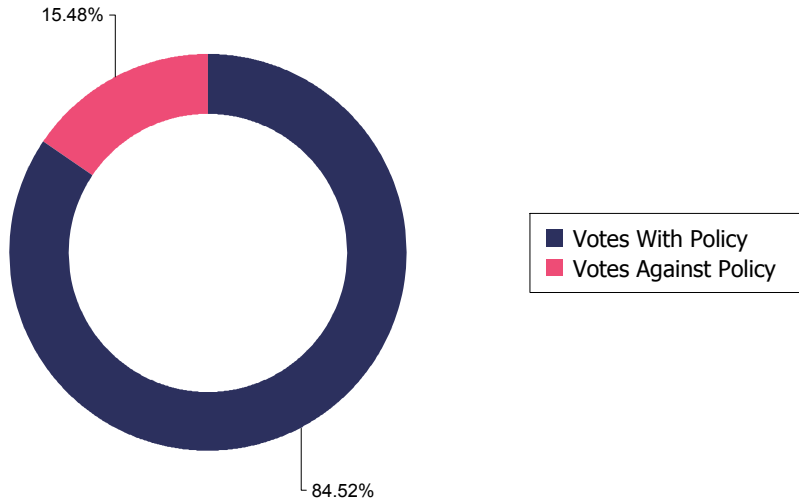


## Vote Cast Statistics

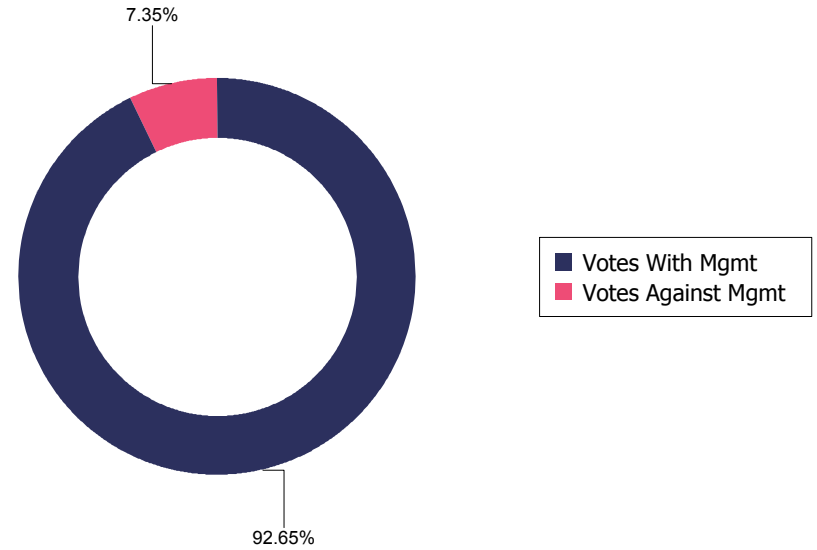


*Note: Instructions of Do Not Vote are not considered voted, and in cases of different votes submitted across ballots for a given meeting, votes cast are distinctly counted by type per proposal where total votes submitted by type may be higher than unique proposals voted.*

### Vote Alignment with Policy



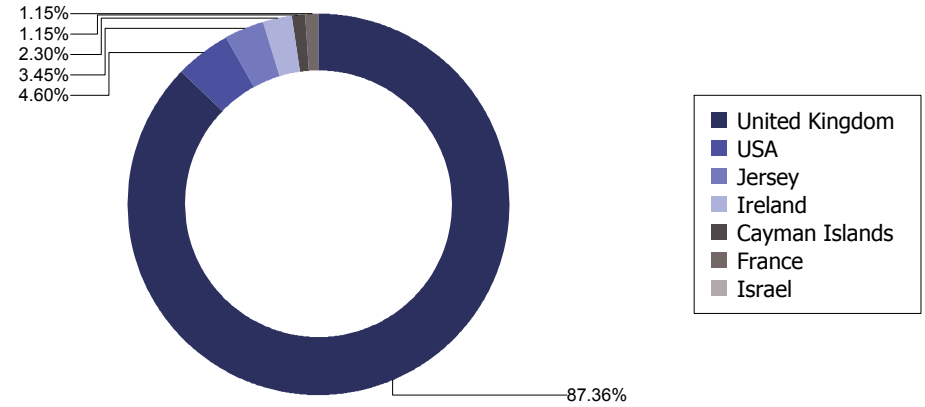
### Vote Alignment with Management



### Market Breakdown

Market	Votable Meetings	Voted Meetings	Percentage
United Kingdom	85	76	89.41%
USA	5	4	80.00%
Jersey	3	3	100.00%
Ireland	2	2	100.00%
Israel	2	0	0.00%
Cayman Islands	1	1	100.00%
France	1	1	100.00%

### Meetings Voted by Market



### Market Voting Statistics

