

Investment Profile 5

Moderate Capital Growth

Data as at 31 March 2022

Key Facts

Launch Date 28 September 2009
Currency GBP
Suggested Time Horizon* 6 Years +

*There is no required minimum holding period

Objective

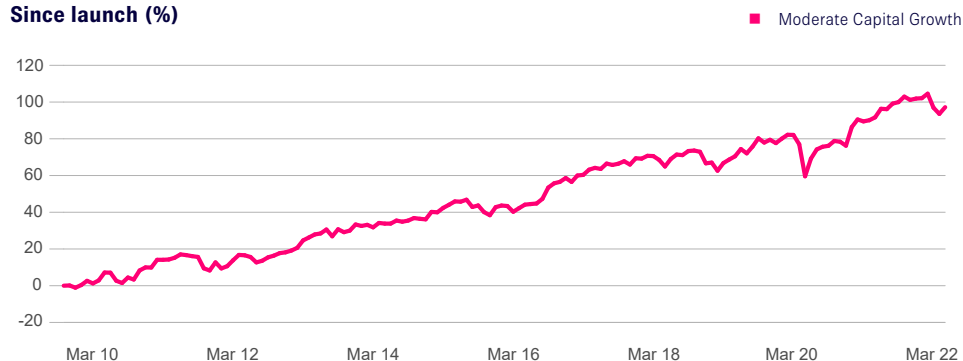
Aims to generate sustained capital growth over the medium to long term by investing in global equity markets, while using other asset classes and strategies to reduce the volatility associated with equity investing. The managers invest in equity funds and alternative investment strategies, as well as bonds. The managers will adjust the asset allocation from time to time depending upon market circumstances, but not to an extent that would significantly alter the long-term risk-return profile of the investment strategy. The portfolio combines active fund managers, who aim to outperform their benchmarks (after costs), and passive investments, which offer cost-effective market exposure. The aim is to achieve better returns than the underlying markets while controlling the overall cost of the investment.

Suitability

This portfolio may be suitable for investors with a time horizon of six years or more and who wish to grow their investment beyond the impact of inflation. Investors therefore accept some capital value fluctuations in the short and medium term in order to achieve an acceptable rate of return over the longer term. As the fund is a long-term investment there may be years when the capital value of the portfolio is reduced until market valuations recover again.

Performance

Since launch (%)



Cumulative performance (%)

	1 month	1 year	3 year	5 year	Since launch
Moderate Capital Growth	1.89	2.88	15.73	20.18	97.29

Discrete yearly performance (%)

	31/03/21 31/03/22	31/03/20 31/03/21	31/03/19 31/03/20	31/03/18 31/03/19	31/03/17 31/03/18
Moderate Capital Growth	2.88	20.17	-6.39	3.37	0.45

Source: Octopus Investments. Returns are in sterling and are based on published dealing prices excluding any initial charges, with net income reinvested and net of all fund fees.

Key Risks

- The value of an investment, and any income from it, can fall or rise. Investors may not get back the full amount they invest.
- Past performance is not a reliable indicator of future results.
- Performance is not guaranteed.

Platform Availability

ascentric

AVIVA

fusion

novia

nucleus

SEVEN
Investment Management

Standard Life

transact
take control

ZURICH

Investment Enquiries

To speak to one of the Octopus multi manager team:

0800 316 2295

info@octopusinvestments.com

octopusinvestments.com

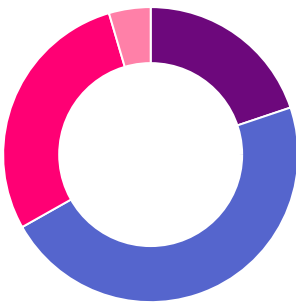
Portfolio Holdings (%)

FP Octopus Dynamic Mixed Asset Fund	25.0
FP Octopus Global Strategies Fund	25.0
FP Octopus Fixed Income Fund	15.0
FP Octopus UK Equity Fund	12.5
FP Octopus International Equity Fund	12.5
FP Octopus Global Growth Fund	10.0

Source: Octopus Investments. Our six Foundation Funds each focus on a particular asset class or investment strategy. When combined in different proportions in a portfolio, you get access to a diversified selection of investments.

Current Asset Allocation (%)

■ Alternatives	19.8
■ Equities	47.0
Global	7.6
UK	18.9
US	11.4
Europe	3.6
Japan	1.7
Asia	1.5
Emerging Markets	2.3
■ Fixed Income	28.7
Gilts	5.1
UK Credit	6.5
Global Government	7.5
Global Credit	9.6
■ Cash	4.6



The above chart provides additional details of the portfolio exposures.

Top Holdings (%)

FP Octopus Dynamic Mixed Asset Fund

1. Vanguard Global Corp Bond Ind Fund	10.4
2. DB X-Trackers Global Sovereign	10.2
3. L&G UK Index	10.1
4. iShares FTSE 100	8.5
5. L&G US Index	7.4

FP Octopus Fixed Income Fund

1. TwentyFour Corporate Bond	8.3
2. Lyxor Core FTSE Actuaries UK Gilts	8.3
3. BlueBay Financial Capital Bond Fund	7.8
4. Hermes Global High Yield Credit	7.3
5. Allianz Gilt Yield Fund	7.3

FP Octopus International Equity Fund

1. BCIF North American Equity Index	17.2
2. L&G International Index	16.5
3. L&G US Index	14.2
4. BlackRock European Dynamic Fund	4.8
5. Vanguard S&P 500	4.2

FP Octopus Global Strategies Fund

1. Cash	15.1
2. Janus Henderson UK Abs Return	8.5
3. Allianz FIM	8.4
4. M&G Global Macro Bond	7.8
5. Eleva Absolute Return Europe	7.4

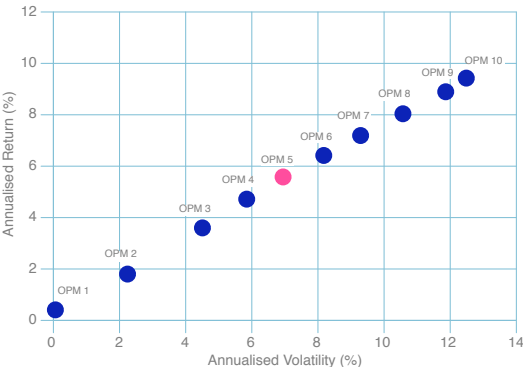
FP Octopus UK Equity Fund

1. iShares FTSE 100	21.2
2. Artemis UK Select Fund	16.1
3. JOHCM UK Dynamic	15.0
4. Lindsell Train UK Equity	12.4
5. Ardevora UK Equity	10.5

FP Octopus Global Growth Fund

1. Morgan Stanley Global Brands	9.4
2. Orbis Global Equity Fund	8.1
3. RWC Global Horizon	8.1
4. JOHCM Global Select	6.5
5. iShares S&P Small Cap	6.0

OPM Risk/Return Frontier



Source: Octopus Investments. Volatility calculated on a monthly basis.

Important Information

The value of an investment, and any income from it, can fall or rise. Investors may not get back the full amount they invest. Past performance is not a reliable indicator of future results. We do not offer investment or tax advice. We recommend investors seek professional advice before deciding to invest. This promotion does not offer investment or tax advice. As this product is not suitable for everyone we recommend you seek investment and tax advice before investing in our products. Unless otherwise indicated all figures are sourced from Lipper, Bloomberg and Octopus Investments. Further product information, including full details of charges and risks, is set out in the product brochure and fees and charges document, which are available from the Octopus Investments Ltd website. Issued by Octopus Investments Limited, which is authorised and regulated by the Financial Conduct Authority. Registered office: 33 Holborn, London EC1N 2HT. Registered in England and Wales No. 03942880. Telephone calls are recorded. CAM011978. Issued: April 2022.