

Investment Profile 1

Cash

Data as at 30 April 2019

Key Facts

Launch Date 28 September 2009
 Currency GBP Sterling
 Suggested Time Horizon* -

*There is no required minimum holding period

Risk Scale




Objective

Aims to provide a high degree of capital security and a competitive level of return, similar to those achieved by institutional investors with large cash deposits. The managers invest in a sterling-denominated money market fund with an 'AAA' rating from Standard & Poor's.

Suitability

This portfolio may be suitable for investors who want to maintain a large cash balance with no minimum holding period. Investors are likely to be willing to accept an erosion of the purchasing power of their capital over the longer term, in return for greater security than investing in other asset classes.

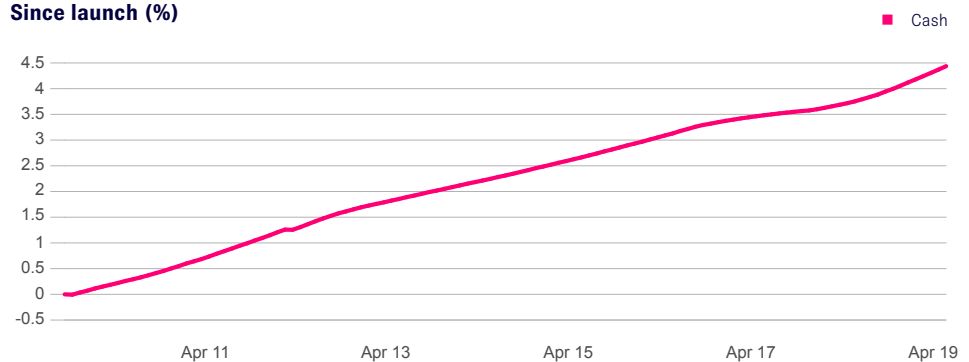
Strategic Asset Allocation (%)



Source: Octopus Investments. The pie chart shows the asset allocation of the underlying holdings of the funds that make up the portfolio. It looks to give an indication of the UK and international asset classes that the underlying investments could give exposure to. Please note that the asset allocation may be above or below 100% due to rounding.

Performance

Since launch (%)



Cumulative performance (%)

	1 month	1 year	3 year	5 year	Since launch
Cash	0.06	0.66	1.27	2.15	4.44
LIBOR £ 3 Months	0.07	0.81	1.68	2.85	6.23
FTSE A British Govt All Stocks	-1.52	3.17	10.74	27.78	57.70
FTSE All-Share TR	2.68	2.62	33.33	35.16	115.93

Discrete yearly performance (%)

	Q1 2018 Q1 2019	Q1 2017 Q1 2018	Q1 2016 Q1 2017	Q1 2015 Q1 2016	Q1 2014 Q1 2015
Cash	0.63	0.25	0.36	0.45	0.41
LIBOR £ 3 Months	0.80	0.41	0.44	0.58	0.55
FTSE A British Govt All Stocks	3.71	0.46	6.64	3.25	13.91
FTSE All-Share TR	6.36	1.25	21.95	-3.92	6.57

Source: Octopus Investments. Returns are in sterling and are based on published dealing prices excluding any initial charges, with net income reinvested and net of all fund fees.

Key Risks

- The value of an investment, and any income from it, can fall or rise. Investors may not get back the full amount they invest.
- Past performance is not a reliable indicator of future results.
- Performance is not guaranteed.



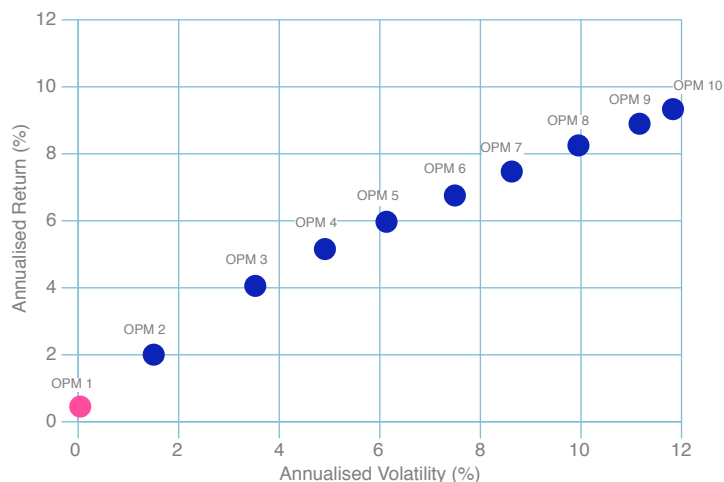
Investment Enquiries

To speak to one of the Octopus multi manager team:

0800 316 2295

info@octopusinvestments.com

OPM Risk/Return Frontier



Source: Octopus Investments. Volatility calculated on a monthly basis.

Important Information

The value of an investment, and any income from it, can fall or rise. Investors may not get back the full amount they invest. Past performance is not a reliable indicator of future results. We do not offer investment or tax advice. We recommend investors seek professional advice before deciding to invest. This promotion does not offer investment or tax advice. As this product is not suitable for everyone we recommend you seek investment and tax advice before investing in our products. Unless otherwise indicated all figures are sourced from Lipper, Bloomberg and Octopus Investments. Further product information, including full details of charges and risks, is set out in the product brochure and fees and charges document, which are available from the Octopus Investments Ltd website. Issued by Octopus Investments Limited, which is authorised and regulated by the Financial Conduct Authority. Registered office: 33 Holborn, London EC1N 2HT. Registered in England and Wales No. 03942880. Telephone calls are recorded. CAM008258. Issued: May 2019.

Glossary

Asset allocation

This describes the allocation of the portfolio's assets according to geographical region, sector or type of security.

Asset classes

These are categories of assets, such as cash, company shares, fixed income securities and their sub-categories, as well as tangible assets such as real estate.

Bonds

A loan in the form of a security, either issued by a UK or overseas government (government bonds) or company (corporate bonds), which pays a fixed rate of interest over a given time period, at the end of which the initial amount borrowed is repaid.

Equities

Shares of ownership in a company.

Passive investments

Passive management is a style of investment management that aims to replicate the performance of a benchmark or index.

Volatility

Volatility is a measure of how quickly the value of an investment rises and falls over time and is a term applied to single shares, markets and collective investment schemes.

Platform Availability

