

# Investment Profile 1

## Cash



Data as at 31 October 2019

### Key Facts

Launch Date 28 September 2009  
 Currency GBP  
 Suggested Time Horizon\* -

\*There is no required minimum holding period

### Objective

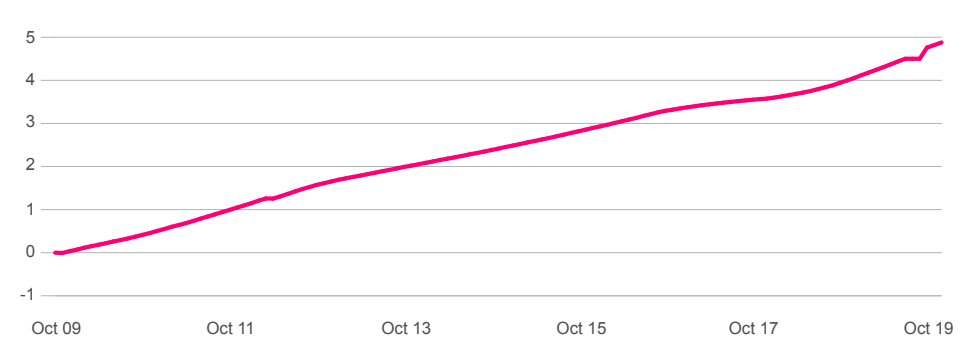
Aims to provide a high degree of capital security and a competitive level of return, similar to those achieved by institutional investors with large cash deposits. The managers invest in a sterling-denominated money market fund with an 'AAA' rating from Standard & Poor's.

### Suitability

This portfolio may be suitable for investors who want to maintain a large cash balance with no minimum holding period. Investors are likely to be willing to accept an erosion of the purchasing power of their capital over the longer term, in return for greater security than investing in other asset classes.

### Performance

#### Since launch (%)



#### Cumulative performance (%)

	1 month	1 year	3 year	5 year	Since launch
Cash	0.06	0.72	1.41	2.30	4.81
FTSE A British Govt All Stocks	-1.82	10.28	12.39	29.91	69.16
FTSE All-Share TR	-1.40	6.79	19.31	37.89	116.81

#### Discrete yearly performance (%)

	Q3 2018 Q3 2019	Q3 2017 Q3 2018	Q3 2016 Q3 2017	Q3 2015 Q3 2016	Q3 2014 Q3 2015
Cash	0.72 0.43	0.42 0.43	0.24 0.43	0.45 0.43	0.43 0.43
FTSE A British Govt All Stocks	13.36 8.21	0.62 8.21	-3.56 8.21	12.64 8.21	8.21 8.21
FTSE All-Share TR	2.68 -2.30	5.87 -2.30	11.94 -2.30	16.82 -2.30	-2.30 -2.30

Source: Octopus Investments. Returns are in sterling and are based on published dealing prices excluding any initial charges, with net income reinvested and net of all fund fees.

### Key Risks

- The value of an investment, and any income from it, can fall or rise. Investors may not get back the full amount they invest.
- Past performance is not a reliable indicator of future results.
- Performance is not guaranteed.

### Platform Availability



#### Investment Enquiries

To speak to one of the Octopus multi manager team:

0800 316 2295

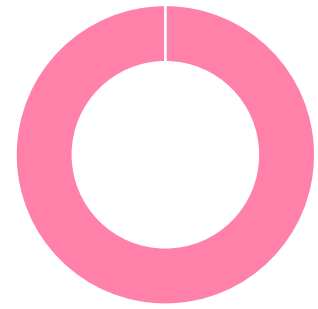
info@octopusinvestments.com

Portfolio Holdings (%)

Cash 100.0

Current Asset Allocation (%)

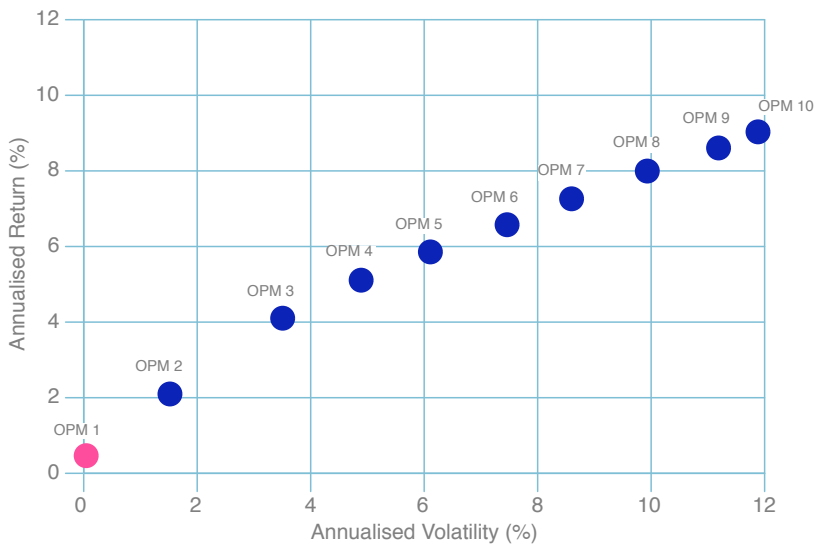
Cash 100.0



Source: Octopus Investments. Our six Foundation Funds each focus on a particular asset class or investment strategy. When combined in different proportions in a portfolio, you get access to a diversified selection of investments.

The above chart provides additional details of the portfolio exposures.

OPM Risk/Return Frontier



Source: Octopus Investments. Volatility calculated on a monthly basis.

**Important Information**

The value of an investment, and any income from it, can fall or rise. Investors may not get back the full amount they invest. Past performance is not a reliable indicator of future results. We do not offer investment or tax advice. We recommend investors seek professional advice before deciding to invest. This promotion does not offer investment or tax advice. As this product is not suitable for everyone we recommend you seek investment and tax advice before investing in our products. Unless otherwise indicated all figures are sourced from Lipper, Bloomberg and Octopus Investments. Further product information, including full details of charges and risks, is set out in the product brochure and fees and charges document, which are available from the Octopus Investments Ltd website. Issued by Octopus Investments Limited, which is authorised and regulated by the Financial Conduct Authority. Registered office: 33 Holborn, London EC1N 2HT. Registered in England and Wales No. 03942880. Telephone calls are recorded. CAM008861. Issued: November 2019.